

HiKu

SUPER HIGH POWER MONO PERC MODULE

350 W ~ 380 W

CS3L-350 | 355 | 360 | 365 | 370 | 375 | 380MS (IEC1000 V)

CS3L-350 | 355 | 360 | 365 | 370 | 375 | 380MS (IEC1500 V)

MORE POWER



26 % more power than conventional modules



Up to 4.5 % lower LCOE
Up to 2.7 % lower system cost



Low NMOT: 42 ± 3 °C
Low temperature coefficient (Pmax):
-0.36 % / °C



Better shading tolerance

MORE RELIABLE



Lower internal current,
lower hot spot temperature



Cell crack risk limited in small region,
enhance the module reliability



Heavy snow load up to 5400 Pa,
wind load up to 3600 Pa*

*Black frame product can be provided upon request.



linear power output warranty*



enhanced product warranty on materials and workmanship*

*According to the applicable Canadian Solar Limited Warranty Statement.

MANAGEMENT SYSTEM CERTIFICATES*

ISO 9001:2015 / Quality management system
ISO 14001:2015 / Standards for environmental management system
OHSAS 18001:2007 / International standards for occupational health & safety

PRODUCT CERTIFICATES*

IEC 61215 / IEC 61730: VDE / CE
UL 1703: CSA / Take-e-way



* As there are different certification requirements in different markets, please contact your local Canadian Solar sales representative for the specific certificates applicable to the products in the region in which the products are to be used.

CANADIAN SOLAR INC. is committed to providing high quality solar products, solar system solutions and services to customers around the world. No. 1 module supplier for quality and performance/price ratio in IHS Module Customer Insight Survey. As a leading PV project developer and manufacturer of solar modules with over 36 GW deployed around the world since 2001.

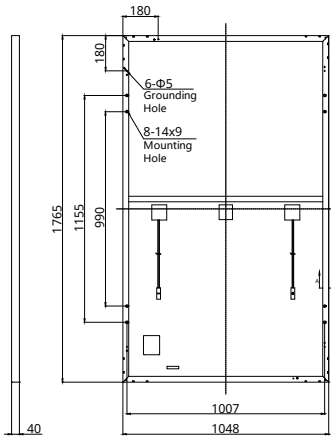
* For detail information, please refer to Installation Manual.

CANADIAN SOLAR INC.

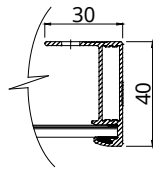
Canadian Solar MSS (Australia) Pty Ltd., 44 Stephenson St, Cremorne VIC 3121, Australia
support@canadiansolar.com, www.canadiansolar.com/au

ENGINEERING DRAWING (mm)

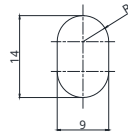
Rear View



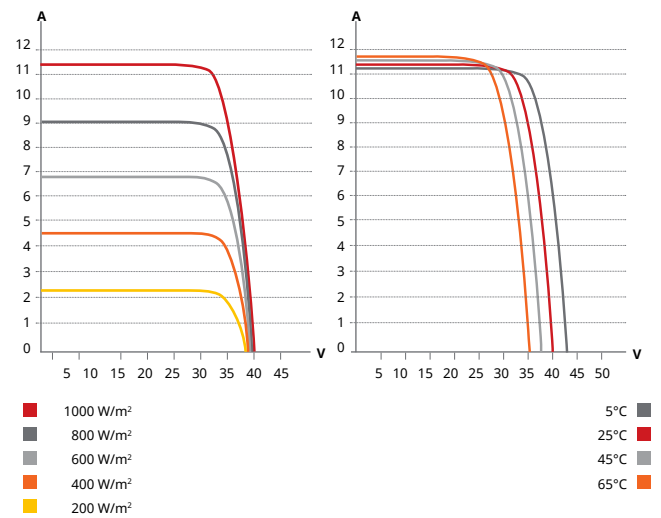
Frame Cross Section A-A



Mounting Hole



CS3L-360MS / I-V CURVES



ELECTRICAL DATA | STC*

| CS3L | 350MS | 355MS | 360MS | 365MS | 370MS |
|------------------------------|---|---------|---------|---------|---------|
| Nominal Max. Power (Pmax) | 350 W | 355 W | 360 W | 365 W | 370 W |
| Opt. Operating Voltage (Vmp) | 32.7 V | 32.9 V | 33.1 V | 33.3 V | 33.5 V |
| Opt. Operating Current (Imp) | 10.71 A | 10.80 A | 10.88 A | 10.97 A | 11.05 A |
| Open Circuit Voltage (Voc) | 39.6 V | 39.8 V | 40.0 V | 40.2 V | 40.4 V |
| Short Circuit Current (Isc) | 11.33 A | 11.38 A | 11.45 A | 11.52 A | 11.59 A |
| Module Efficiency | 18.92% | 19.19% | 19.46% | 19.73% | 20.00% |
| Operating Temperature | -40°C ~ +85°C | | | | |
| Max. System Voltage | 1500V (IEC/UL) or 1000V (IEC/UL) | | | | |
| Module Fire Performance | TYPE 1 (UL 1703) or CLASS C (IEC 61730) | | | | |
| Max. Series Fuse Rating | 20 A | | | | |
| Application Classification | Class A | | | | |
| Power Tolerance | 0 ~ + 5 W | | | | |

* Under Standard Test Conditions (STC) of irradiance of 1000 W/m², spectrum AM 1.5 and cell temperature of 25°C. Measurement uncertainty: ±3 % (Pmax).

ELECTRICAL DATA | NMOT*

| CS3L | 350MS | 355MS | 360MS | 365MS | 370MS |
|------------------------------|--------|--------|--------|--------|--------|
| Nominal Max. Power (Pmax) | 261 W | 264 W | 268 W | 272 W | 275 W |
| Opt. Operating Voltage (Vmp) | 30.4 V | 30.6 V | 30.8 V | 31.0 V | 31.2 V |
| Opt. Operating Current (Imp) | 8.59 A | 8.63 A | 8.71 A | 8.78 A | 8.83 A |
| Open Circuit Voltage (Voc) | 37.1 V | 37.3 V | 37.5 V | 37.7 V | 37.9 V |
| Short Circuit Current (Isc) | 9.14 A | 9.18 A | 9.24 A | 9.29 A | 9.35 A |

* Under Nominal Module Operating Temperature (NMOT), irradiance of 800 W/m² spectrum AM 1.5, ambient temperature 20°C, wind speed 1 m/s.

MECHANICAL DATA

| Specification | Data |
|------------------------------------|---|
| Cell Type | Mono-crystalline |
| Cell Arrangement | 120 [2 X (10 X 6)] |
| Dimensions | 1765 X 1048 X 40 mm (69.5 X 41.3 X 1.57 in) |
| Weight | 21.1 kg (46.5 lbs) |
| Front Cover | 3.2 mm tempered glass |
| Frame | Anodized aluminium alloy |
| J-Box | IP68, 3 bypass diodes |
| Cable | 4.0 mm ² (IEC), 12 AWG (UL) |
| Cable Length (Including Connector) | Portrait: 500 mm (19.7 in) (+) / 350 mm (13.8 in) (-); landscape: 1250 mm (49.2 in)* |
| Connector | T4-PC-1 (IEC 1000 V) or PV-KST4/xy-UR, PV-KBT4/xy-UR (IEC 1000 V) or T4-PPE-1 (IEC 1500 V) or PV-KST4-EVO2/XY, PV-KBT4-EVO2/XY (IEC 1500 V) or UTXC-FA4AM, UTXCMA4AM (IEC 1500 V) |

Per Pallet 27 pieces

Per Container (40' HQ) 702 pieces

* For detailed information, please contact your local Canadian Solar sales and technical representatives.

TEMPERATURE CHARACTERISTICS

| Specification | Data |
|--------------------------------------|--------------|
| Temperature Coefficient (Pmax) | -0.36 % / °C |
| Temperature Coefficient (Voc) | -0.29 % / °C |
| Temperature Coefficient (Isc) | 0.05 % / °C |
| Nominal Module Operating Temperature | 42 ± 3°C |

PARTNER SECTION



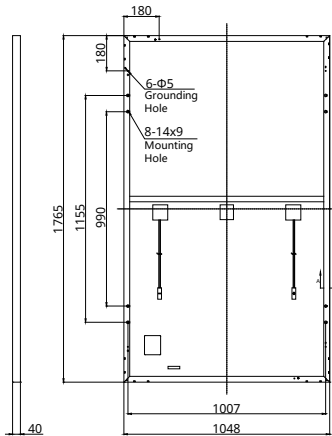
* The specifications and key features contained in this datasheet may deviate slightly from our actual products due to the on-going innovation and product enhancement. Canadian Solar Inc. reserves the right to make necessary adjustment to the information described herein at any time without further notice. Please be kindly advised that PV modules should be handled and installed by qualified people who have professional skills and please carefully read the safety and installation instructions before using our PV modules.

CANADIAN SOLAR INC.

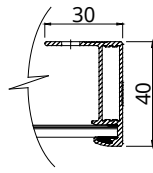
Canadian Solar MSS (Australia) Pty Ltd., 44 Stephenson St, Cremorne VIC 3121, Australia
support@canadiansolar.com, www.canadiansolar.com/au

ENGINEERING DRAWING (mm)

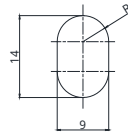
Rear View



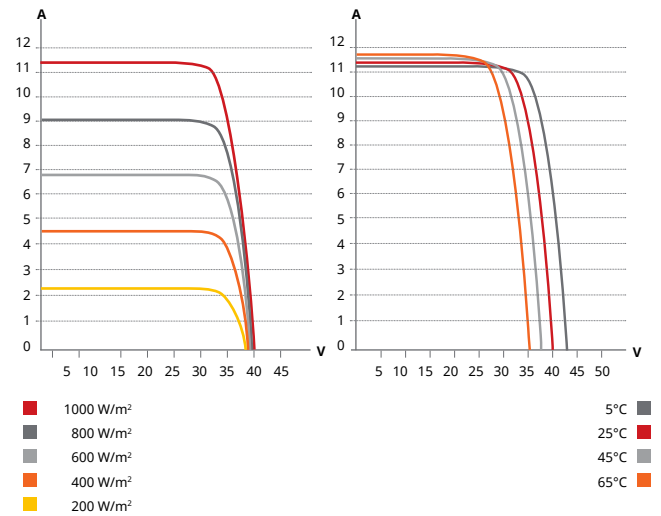
Frame Cross Section A-A



Mounting Hole



CS3L-360MS / I-V CURVES



ELECTRICAL DATA | STC*

| CS3L | 375MS | 380MS |
|------------------------------|---|---------|
| Nominal Max. Power (Pmax) | 375 W | 380 W |
| Opt. Operating Voltage (Vmp) | 33.7 V | 33.9 V |
| Opt. Operating Current (Imp) | 11.13 A | 11.21 A |
| Open Circuit Voltage (Voc) | 40.6 V | 40.8 V |
| Short Circuit Current (Isc) | 11.66 A | 11.73 A |
| Module Efficiency | 20.27% | 20.54% |
| Operating Temperature | -40°C ~ +85°C | |
| Max. System Voltage | 1500V (IEC/UL) or 1000V (IEC/UL) | |
| Module Fire Performance | TYPE 1 (UL 1703) or CLASS C (IEC 61730) | |
| Max. Series Fuse Rating | 20 A | |
| Application Classification | Class A | |
| Power Tolerance | 0 ~ + 5 W | |

* Under Standard Test Conditions (STC) of irradiance of 1000 W/m², spectrum AM 1.5 and cell temperature of 25°C. Measurement uncertainty: ±3 % (Pmax).

ELECTRICAL DATA | NMOT*

| CS3L | 375MS | 380MS |
|------------------------------|--------|--------|
| Nominal Max. Power (Pmax) | 279 W | 283 W |
| Opt. Operating Voltage (Vmp) | 31.4 V | 31.6 V |
| Opt. Operating Current (Imp) | 8.89 A | 8.96 A |
| Open Circuit Voltage (Voc) | 38.1 V | 38.3 V |
| Short Circuit Current (Isc) | 9.41 A | 9.46 A |

* Under Nominal Module Operating Temperature (NMOT), irradiance of 800 W/m² spectrum AM 1.5, ambient temperature 20°C, wind speed 1 m/s.

MECHANICAL DATA

| Specification | Data |
|------------------------------------|---|
| Cell Type | Mono-crystalline |
| Cell Arrangement | 120 [2 X (10 X 6)] |
| Dimensions | 1765 X 1048 X 40 mm (69.5 X 41.3 X 1.57 in) |
| Weight | 21.1 kg (46.5 lbs) |
| Front Cover | 3.2 mm tempered glass |
| Frame | Anodized aluminium alloy |
| J-Box | IP68, 3 bypass diodes |
| Cable | 4.0 mm ² (IEC), 12 AWG (UL) |
| Cable Length (Including Connector) | Portrait: 500 mm (19.7 in) (+) / 350 mm (13.8 in) (-); landscape: 1250 mm (49.2 in)* |
| Connector | T4-PC-1 (IEC 1000 V) or PV-KST4/xy-UR, PV-KBT4/xy-UR (IEC 1000 V) or T4-PPE-1 (IEC 1500 V) or PV-KST4-EVO2/XY, PV-KBT4-EVO2/XY (IEC 1500 V) or UTXC-FA4AM, UTXCMA4AM (IEC 1500 V) |
| Per Pallet | 27 pieces |

Per Container (40' HQ) 702 pieces

* For detailed information, please contact your local Canadian Solar sales and technical representatives.

TEMPERATURE CHARACTERISTICS

| Specification | Data |
|--------------------------------------|--------------|
| Temperature Coefficient (Pmax) | -0.36 % / °C |
| Temperature Coefficient (Voc) | -0.29 % / °C |
| Temperature Coefficient (Isc) | 0.05 % / °C |
| Nominal Module Operating Temperature | 42 ± 3°C |

PARTNER SECTION



* The specifications and key features contained in this datasheet may deviate slightly from our actual products due to the on-going innovation and product enhancement. Canadian Solar Inc. reserves the right to make necessary adjustment to the information described herein at any time without further notice.

Please be kindly advised that PV modules should be handled and installed by qualified people who have professional skills and please carefully read the safety and installation instructions before using our PV modules.

CANADIAN SOLAR INC.

Canadian Solar MSS (Australia) Pty Ltd., 44 Stephenson St, Cremorne VIC 3121, Australia
support@canadiansolar.com, www.canadiansolar.com/au